




NTACT

National Technical Assistance Center on Transition



Improving Employment Outcomes Coordinating Services and Engaging Partners: Identifying and Addressing Gaps in Services

Capacity Building Virtual Institute • State-to-State Sharing Session

Monday, June 15th, 2020



NTACT

National Technical Assistance Center on Transition





NTACT

National Technical Assistance Center on Transition

FEATURES OF ZOOM

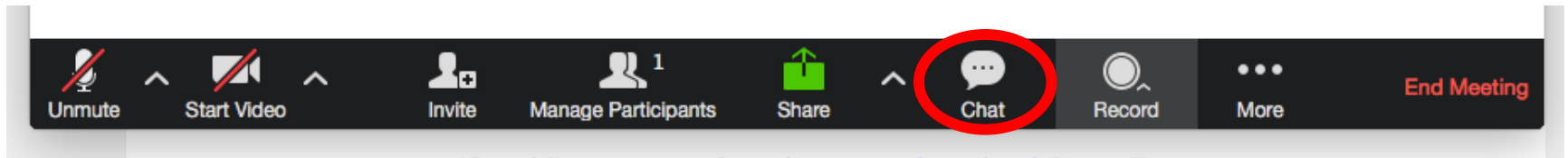
- Please mute your line when you are not speaking
- Options for participants are available when you hover over the bottom of your screen
- Use the “Chat” feature to engage with your facilitators and state colleagues
- This meeting will be **recorded** and posted with Closed caption available by June 17th at <https://transitionta.org/cbi/2020>



NTACT

National Technical Assistance Center on Transition

Communicating today



- NTACT/WINTAC staff
- Use the Chat feature to tell us your name, role/agency/department, state

NTACT 2020 CBVI - Team Lead and Team Member Timeline

Phase 1

- Register your team by **May 15, 2020**
- Watch "Things to Know about the CBVI" (<https://transitionta.org/cbi/2020>)
- Gather your team virtually or by phone to plan team's participation in the CBVI activities (i.e., content presentations, team planning, state to state sharing groups) *This step may occur later;*
- If using a facilitator, look for email from facilitator about team planning times and expectations
- Set up team planning meetings, with team and facilitator

Phase 2

- Watch the "Kickoff" and four content presentations on the Transition Coalition Website available week of **May 25th, 2020**
- Use the provided note-taking resources from NTACT during and following the content presentations
- Participate in the content presentation discussion board(s) on the Transition Coalition Website
- After viewing content presentations, begin team planning meetings, if appropriate
- View resources for "Moving from Content to State to State Sharing Groups"

Phase 3

- Use resources posted to help your team "Move from Content to State to State Sharing Groups" (<https://transitionta.org/cbi/2020>)
- Gather your team virtually or by phone to identify team's selection of **one or two** of the state to state sharing groups to participate in OR discuss in team planning meeting (see State to state sharing groups list at <https://transitionta.org/cbi/2020> posted by May 27, 2020).
- Identify context expert requests (up to 2), if desired, with your facilitator or with Jennifer Coyle (jennifer.coyle@wmich.edu)
- Register team for state to state sharing groups at by **June 5, 2020**
- Prepare for state to state sharing groups by referencing your notes and engaging with your team

Phase 4

- Participate in state to state sharing group selected (**Tentatively scheduled for June 15 – 18, and June 22 – 25, 2020, 1:00 – 2:30 p.m. EDT**)
- After participating in state to state sharing groups, continue team planning meetings, if appropriate
- Identify content expert requests (up to 2), if desired, with facilitator or with Jennifer Coyle (jennifer.coyle@wmich.edu)
- Conduct and finalize team planning

Phase 5

- Complete Institute evaluation
- Finalize team planning/ share a copy of the action plan with all team members and NTACT (if not using online program tool)
- Receive follow-up support from NTACT or other TA Center staff, regarding indicated TA needs in your state's plan
- Network with other states on common goals, as you desire
- Participate in culminating webinar to share-out state plans in mid August

Phase 4: Engaging in State to State Sharing Groups

Timeline: June 15 to June 25, 2020

State Team Lead	State Team Members
<p>✓ Participate in state to state sharing group selected (Tentatively scheduled for June 15 – 18, and June 22 – 25, 2020, 1:00 – 2:30 p.m. EDT)</p>	<p>✓ Participate in state to state sharing group selected (Tentatively scheduled for June 15 – 18, and June 22 – 25, 2020, 1:00 – 2:30 p.m. EDT)</p>
<p>✓ After participating in state to state sharing groups, continue team planning meetings, if appropriate</p>	<p>✓ After participating in state to state sharing groups, continue team planning meetings, if appropriate</p>
<p>✓ Identify content expert requests (up to 2), if desired, with facilitator or with Jennifer Coyle (jennifer.coyle@wmich.edu)</p>	<p>✓ Identify content expert requests (up to 2), if desired, with facilitator or with Jennifer Coyle (jennifer.coyle@wmich.edu)</p>
<p>✓ Conduct and finalize team planning</p>	



NTACT

National Technical Assistance Center on Transition

Our agenda for today

Engage in state-to-state sharing of challenges and solutions in providing career development and employment experiences through....

- partnership development
- alignment and coordination of services
- developing and utilizing a comprehensive continuum of services
- building state-to-local capacity
- evaluating effectiveness



NTACT

National Technical Assistance Center on Transition

Who's in the Room

- 21 States
- SEA's
- LEA's and Intermediate Districts
- State VR
- CTE
- Other state agencies
- Community Rehab Providers



NTACT

National Technical Assistance Center on Transition

Stages of Career Development

Awareness

Exploration

Preparation

Employment

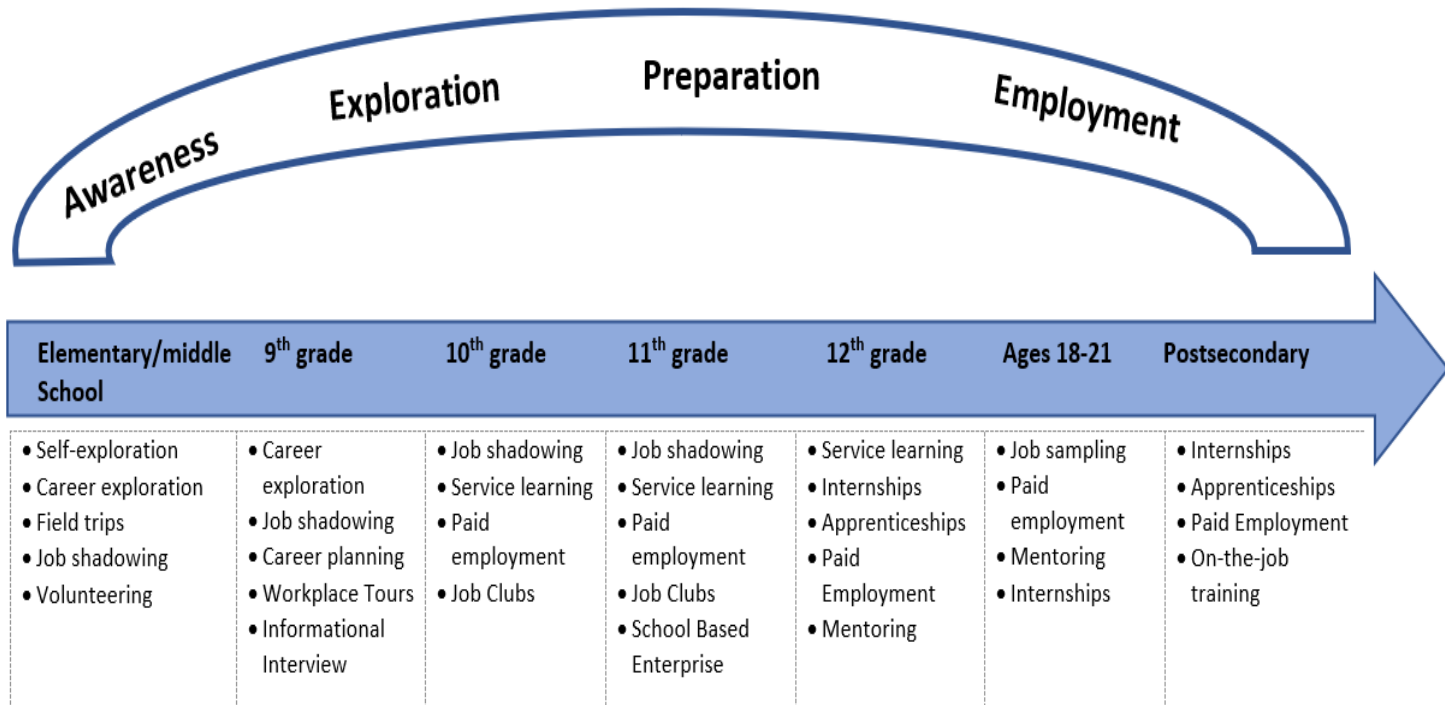




NTACT

National Technical Assistance Center on Transition

WBL Continuum Leads to CIE





Building your Local WBL Continuum: Identifying Strengths and Gaps



- Minimize duplication
- Leverage Resources
- Resource Mapping
- Infrastructure Analysis



NTACT

National Technical Assistance Center on Transition

Flow of Services



	Age 13	Age 14-16	Age 17-18	Age 19-24
Student Outcomes				
Connection with Agencies (referral / eligibility)				
Roles & Responsibilities of:				
Vocational Rehabilitation				
Education				
Career Technical Education				
Families				





NTACT

National Technical Assistance Center on Transition

Building your Team to Address Employment Outcomes

- Who's at the table?
- How often do you get together?
- How do you prioritize and focus efforts to improve employment outcomes?
- How are you messaging the importance of WBL and employment outcomes?



NTACT

National Technical Assistance Center on Transition

Developing a WBL Continuum

- How are you identifying strengths and gaps?
- What practices or services have you changed or created?
- How do you continue to move the work forward?
- How are you evaluating progress?



NTACT

National Technical Assistance Center on Transition

State Support to Local

- How are you scaling up?
- How are you creating consistency across the state?
- Are you using a framework or model to support local implementation?
- How is variability and community context addressed?
- How are you impacting the individual student level?



NTACT

National Technical Assistance Center on Transition

Resources

NTACT & WINTAC

- Interagency Agreement: <https://www.transitionta.org/interagencytoolkit>
- Resource Mapping Guide: <https://www.transitionta.org/rescmaptoolkit>
- Pre-ETS – A Guide for Collaboration Among State VR Agencies and Education Partners: <https://transitionta.org/node/2016>
- CRP Pre-ETS Guidebook <http://www.wintac.org/topic-areas/pre-employment-transition-services/resources/crp-guidebook>

College & Career Readiness and Success Center

- Developing a College- and Career-Ready Workforce: An Analysis of ESSA, Perkins V, IDEA, and WIOA: https://ccrcenter.org/sites/default/files/Career-ReadyWorkforce_Brief_Workbook.pdf

Levels of Collaboration Scale

Measuring Collaboration Among Grant Partners: <https://tinyurl.com/y7ohteeo>



NTACT

National Technical Assistance Center on Transition

Pre-Employment Transition Services:

A Guide for Collaboration Among State Vocational
Rehabilitation Agencies and Education Partners



Located on the WINTAC website

- Guide PDF
- Appendix Materials Zip File
<http://wintac-s3.s3-us-west-2.amazonaws.com/topic-areas/ta01-pre-ets/VRED-GUIDE-WINTAC-FINAL.pdf>
- Informational Webinar- 5.22.20
<http://www.wintac.org/topic-areas/pre-employment-transition-services/training>



NTACT

National Technical Assistance Center on Transition

Resources Shared by Session Participants

Below you will find links to resources that were shared during the State to State Sharing Session in the Zoom Chat Box:

- PA OVR's Pre-ETS form for independent living from case management system:

[Independent Living Skills Progress Report](#)

- Student Transition Videos from Utah:

<https://jobs.utah.gov/usor/vr/services/student.html>

Phase 5: Finalizing State Plans and Wrap Up

Timeline: June 15 to July 31

Mid August Share Out Event

State Team Lead	State Team Members
✓ Complete Institute evaluation	✓ Complete Institute evaluation
✓ Finalize team planning/ share a copy of the action plan with all team members and NTACT (if not using online program tool)	
✓ Network with other states on common goals, as you desire	✓ Network with other states on common goals, as you desire
✓ Participate in culminating webinar to share-out state plans in mid August	✓ Participate in culminating webinar to share-out state plans in mid August
✓ Receive follow-up support from NTACT or other TA Center staff, regarding indicated TA needs in your state's plan	



NTACT

National Technical Assistance Center on Transition

Contact information

Jacque Hyatt jhyatt@transcen.org

Ruth Allison rallison@transcen.org

Brenda Simmons bksimmons@email.gwu.edu

Find us on

#transitionta

www.transitionta.org



Facebook



Twitter



Pinterest



Teachers Pay Teachers

@WINTAC_VR

<http://www.wintac.org>



Facebook



Twitter



NTACT

National Technical Assistance Center on Transition

THANK YOU
for joining us!

