

Transition Resources at Your Fingertips

Mary E. Morningstar
mem28@pdx.edu

Debbie Flores
debbieflores@ku.edu


Introductions

Mary Morningstar



Portland State University
mem28@pdx.edu

Debbie Flores



University of Kansas
debbieflores@ku.edu

Before we begin...

- Be sure to download and open the Transition Resources document
- We will be sharing some information on the video and then ask you to stop the video
- You will then have time to review resources linked in the Transition Resources document


Today's Take-A-Ways




Identify new resources for supporting your work in transition



Time to explore while being guided to helpful resources and websites



Identify 1-2 next step(s) to implement in your classroom or program



Effective Practices and Predictors: Why are they important?

It's the law -

- IDEA (2004), WIOA (2014), and ESSA (2015), each reference use of scientific and/or research-based, and/or evidence-based and promising practices

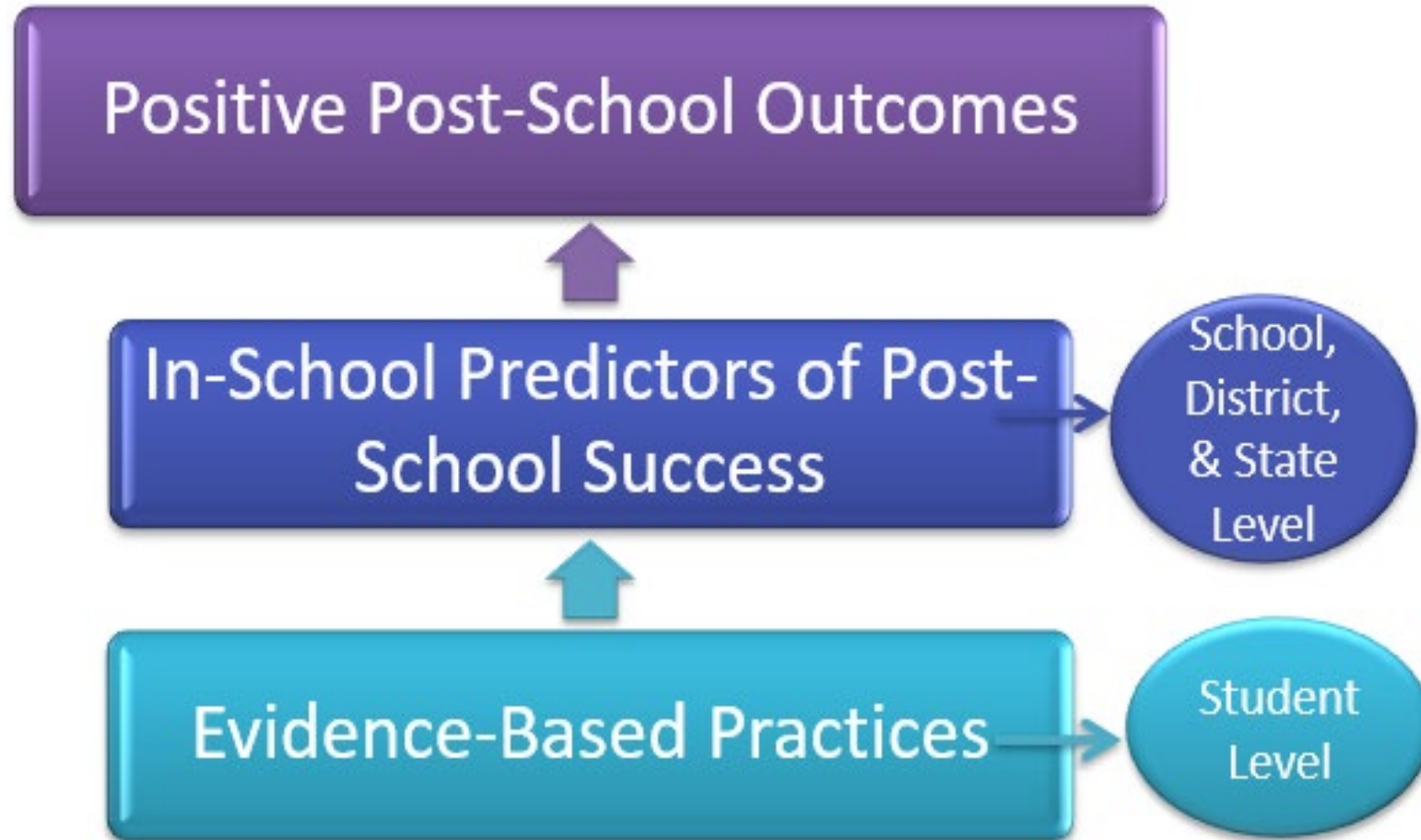
Students don't have time to waste -

- IEP teams should be designing transition services that are more likely to help students achieve their post-school goals

Program Improvement -

- Evaluating existing programs
- Developing and expanding programs that are most effective
- Revising and eliminating programs that are least effective

Focus on What Works



Asset Focused Approach

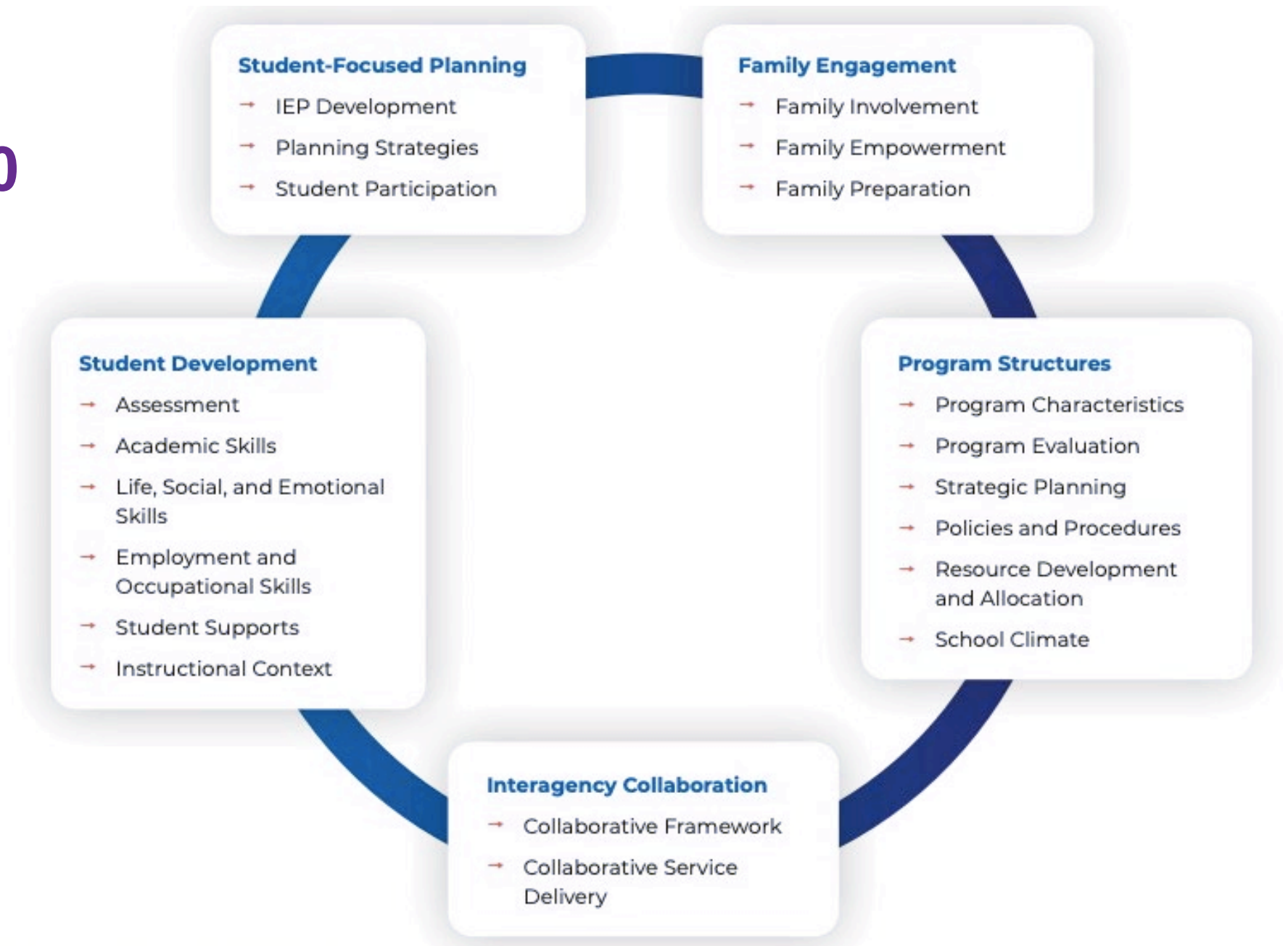
Assets

- Personal, familial, community
- Promote predictors of post-school success

Practices

- Culturally sustaining
- Understand intersecting identities
- Promote self-determination

Transition Taxonomy 2.0



Student-Focused Planning

- Use a Dream Sheet
- Support Students in IEPs
- Self-Directed IEPs
- Learn about a Student's Team
- Begin Planning Skills EARLY



Websites/Resource Scavenger Hunt



Assessment



- Use a Transition Assessment Planning Process
- Have IEP Team Members complete Pre-IEP Forms
- Develop Transition Assessment Templates

- Create Transition Portfolios
- Create a Transition Assessment Timeline

Websites/Resource Scavenger Hunt



Family Engagement

- Send a Communication Survey to Parents
- Establish “Office Hours”
- Send Home IEP Questions
- Use a Parent Transition Survey
- Collaborate with Parent Organizations
- Share Materials and Resources with Parents



Websites/Resource Scavenger Hunt



Student Development

- Academic Skills
- Life, Social and Emotional Skills
- Career Development
- Employment and Occupational Skills
- Student Supports & Instructional Context

Websites/Resource Scavenger Hunt



Academic Skills

- Focus on College and Career Readiness Skills and Experiences
 - Academic and non-academic
- Find and Provide Resources to Teachers for:
 - Skills and Experiences to be College and Career Ready
- Embedding “Transition” into Academic Content
- Supporting Inclusion in HS
 - Co-Teaching, Collaboration, Work-based learning
- Focus on School Completion and School Engagement for At Risk Students
- Use Evidence-based Academic Interventions to Teach

Websites/Resource Scavenger Hunt



Life, Social & Emotional Skills

- Adult Roles and Responsibilities
- Self-determination (e.g., goal setting, decision making, problem solving, self-advocacy, etc.)
- Independent living skills (e.g., financial, first aid, safety, cooking, etc.)
- Interpersonal skills
- Leisure skills
- Transportation skills
- Classroom behavior
- Social skills
- Youth autonomy fostered and supported

Websites/Resource Scavenger Hunt



Career Development & Employment

- Develop Work-based Internships
- Collaborate with Career Technical Education
- Collaborate with Workforce Centers
- Join Community Business Organizations
- Utilize Student Connections
- Establish a System for Organizing Business Contacts
- Maintain High Expectations for Integrated Employment
- Learn about Customized Employment

Websites/Resource Scavenger Hunt



Interagency Collaboration

- Attend Resource Fairs
- Collaborate with Area Transition Coordinators
- Establish Relationships with Community Organizations
- Organize Trainings Sharing Information about Community Agencies
- Establish a Community Transition Team
- Develop Resource Directory for Families & Students

Websites/Resource Scavenger Hunt



Program Structures

- Share Resources with Other Transition Specialists
- Evaluate the Quality of Your Program
- Enroll in a Transition Course, Online Professional Development
- Attend a Transition Conference
- Advocate for Enhanced Transition Programs

Websites/Resource Scavenger Hunt



Find us on:

#transitionTA | transitionTA.org | ntact-collab@uncc.edu



Office of Special Education Programs
U.S. Department of Education

The contents of this presentation were developed under a grant (H326E200003) from the Department of Education. However, those contents do not necessarily represent the policy of the Department of Education, and you should not assume endorsement by the Federal Government.